
Denna guide beskriver hur man skall gå tillväga för att

- **Skapa en ny licensfil - Se först hur man tar reda på sin dators/servers CPU-id**
- **Flytta licenser - Kräver det gamla och det nya CPU-id:et**
- **Redigera licensfiler**

OBS! För att kunna genomföra de steg som står beskrivet i guiden behöver ni ett upgraderat PTC-konto med supervisor rättigheter. Se guiden hur man skapar PTC-konto för hur man gör det.

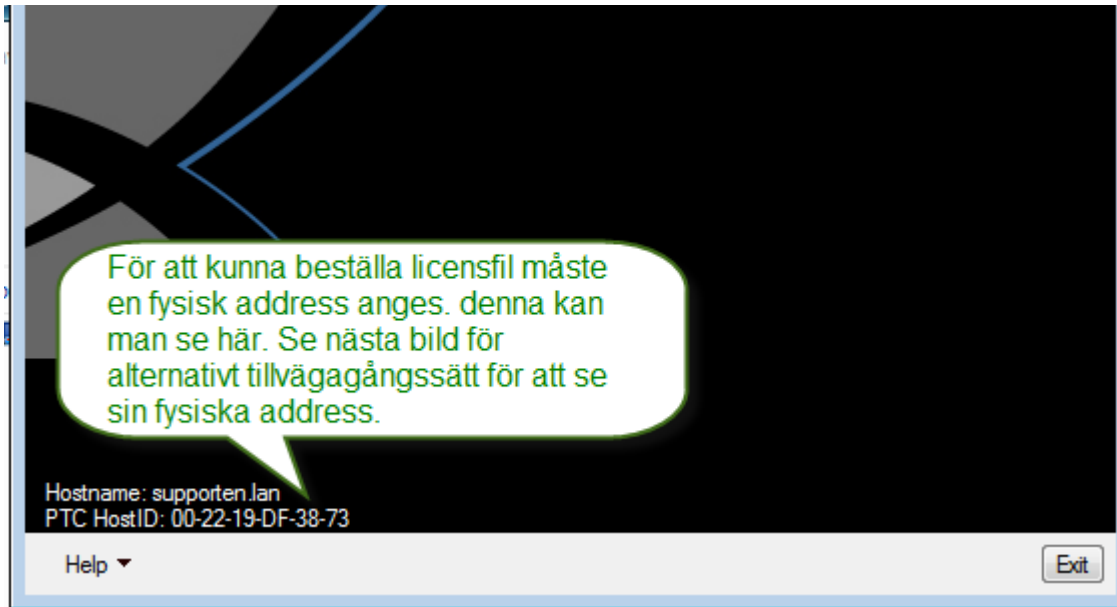
För att klara av dessa steg behöver ni veta vilken fysisk address som licenserna skall bindas till. Se Steg 1 för hur man kontrollerar vilken fysisk address som skall användas.

Hur gör man för att ta reda på sin fysiska address?

1

Alternativ 1

Sätt i installationsskivan för Pro/ENGINEER eller Mathcad



Alternativ 2

För Windows XP. Tryck på Startmenyn, tryck på "run/kör", skriv in "cmd" och tryck enter. Detta ger att kommandoprompten kommer upp.

För Windows Vista. Tryck på startmenyn gå till sökfältet och skriv "cmd" och tryck enter. Detta ger att kommandoprompten kommer upp.

I kommandoprompten skriv in "ipconfig /all"

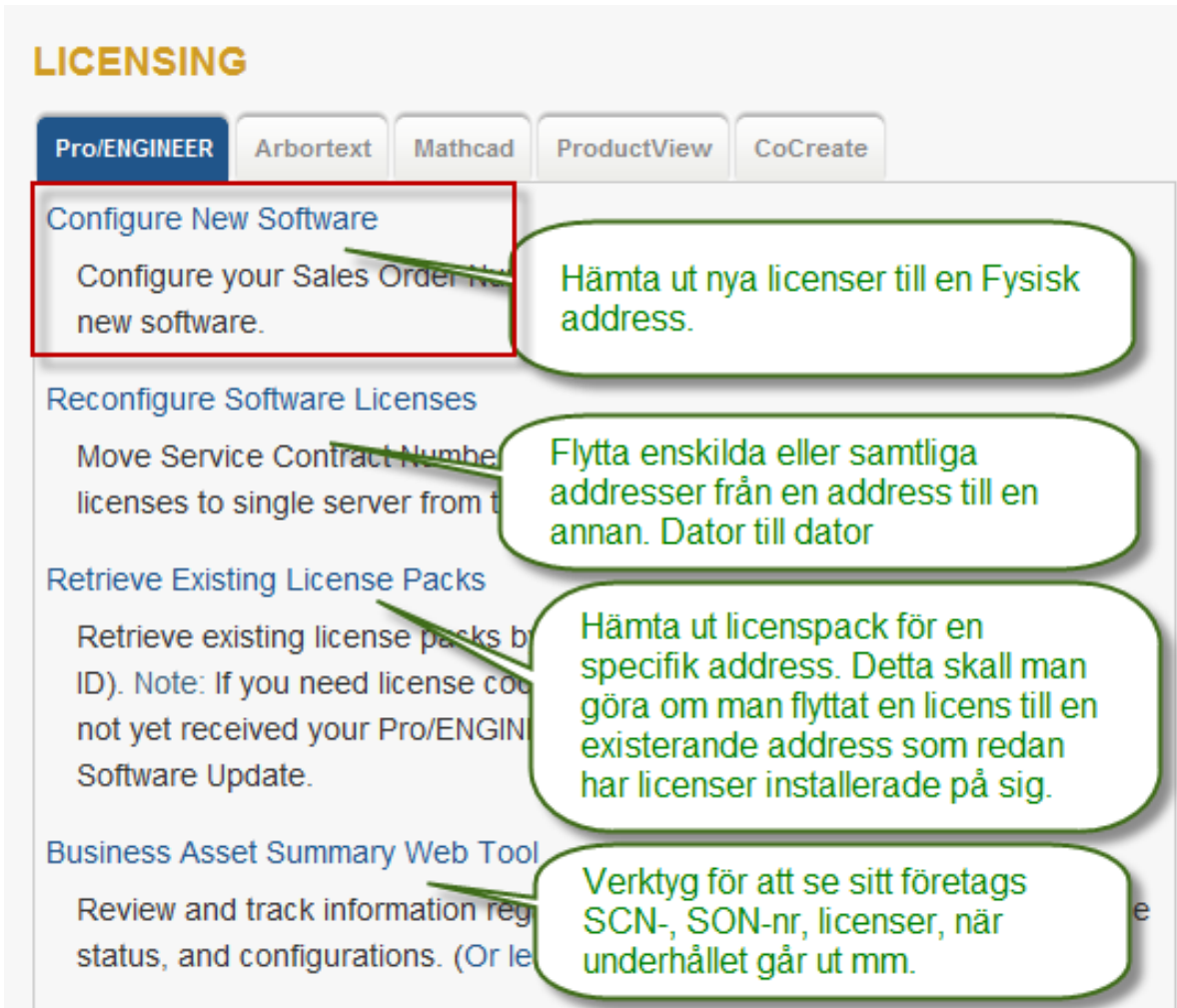
```
Description . . . . . : Dell Wireless 1510 Wireless Network Adapter  
Physical Address. . . . . : 00-24-2B-8B-B2-5D  
DHCP Enabled. . . . . : Yes  
Autoconfiguration Enabled . . . . . : Yes
```

Fysisk address

Hämta ut nya licenser

Gå in på följande sida: www.ptc.com/support

2



LICENSING

Pro/ENGINEER Arbortext Mathcad ProductView CoCreate

- Configure New Software**
Configure your Sales Order Number for new software.
Hämta ut nya licenser till en Fysisk adress.
- Reconfigure Software Licenses**
Move Service Contract Number licenses to single server from multiple servers.
Flytta enskilda eller samtliga adresser från en adress till en annan. Dator till dator
- Retrieve Existing License Packs**
Retrieve existing license packs by ID. Note: If you need license code not yet received your Pro/ENGINEER Software Update.
Hämta ut licenspack för en specifik adress. Detta skall man göra om man flyttat en licens till en existerande adress som redan har licenser installerade på sig.
- Business Asset Summary Web Tool**
Review and track information regarding status, and configurations. (Or see Business Asset Summary Web Tool)
Verktyg för att se sitt företags SCN-, SON-nr, licenser, när underhållet går ut mm.

Configure New Software

Sales Order Number 2234371 Contains 25 Products .

Please choose one or more products to install on a single server or triad

Nedan kommer samtliga licenser för detta aktuella SON-nr visas. De som står Not-installed kan direkt väljas att installeras på en fysisk address.

	Product	Family	License Type	Release	CPU ID/Triad	Config ID	Asset Tag	Quantity	Status	Codes
<input type="checkbox"/>	Pro/MECHANICA REP Package	Pro/MECHANICA	(40) Time-Restricted / (for Rep)	FLOATING LICENSE	Wildfire 5.0			1	Not Installed	
<input type="checkbox"/>	DIVISION Mockup REP	DIVISION MockUp	(40) Time-Restricted / (for Rep)	FLOATING LICENSE	2000i2			1	Not Installed	
<input type="checkbox"/>	DIVISION Mockup Converter REP	DIVISION MOCKUP CONVERTER	(40) Time-Restricted / (for Rep)	FLOATING LICENSE	2000i2			1	Not Installed	
<input type="checkbox"/>	ProductView Graphics Server	ProductView Graphics Server	(40) Time-Restricted / (for Rep)	FLOATING LICENSE	9.0			1	Not Installed	
<input checked="" type="checkbox"/>	ProductView Professional REP	ProductView (DIVISION and Professional)	(40) Time-Restricted / (for Rep)	FLOATING LICENSE	9.1			1	Not Installed	
<input type="checkbox"/>	Distributed Service Rep License	Pro/BATCH Service	(40) Time-Restricted / (for Rep)	FLOATING LICENSE	Wildfire 5.0			4	Not Installed	
<input type="checkbox"/>	Pro/ENGINEER FPL REP Package	Pro/ENGINEER	(40) Time-Restricted / (for Rep)	LOCKED MODULE	Wildfire 5.0			1	Not Installed	
<input type="checkbox"/>	Stand-Alone Pro/MECHANICA EQUATIONS RUNTIME License	Pro/MECHANICA	(40) Time-Restricted / (for Rep)	FLOATING LICENSE	Wildfire 5.0			1	Not Installed	
<input type="checkbox"/>	Pro/MECHANICA CUSTOM LOADS - REP	Pro/MECHANICA	(40) Time-Restricted / (for Rep)	FLOATING MODULE	Wildfire 5.0			1	Not Installed	
<input type="checkbox"/>	Vericut	Vericut	(40) Time-Restricted / (for Rep)	FLOATING LICENSE	Wildfire 5.0					

Bocka för de licenser som skall tas med i den aktuella licensfilen du vill skapa.

När du valt alla licenser som skall vara med i den aktuella licensfilen tryck "continue"

Select All

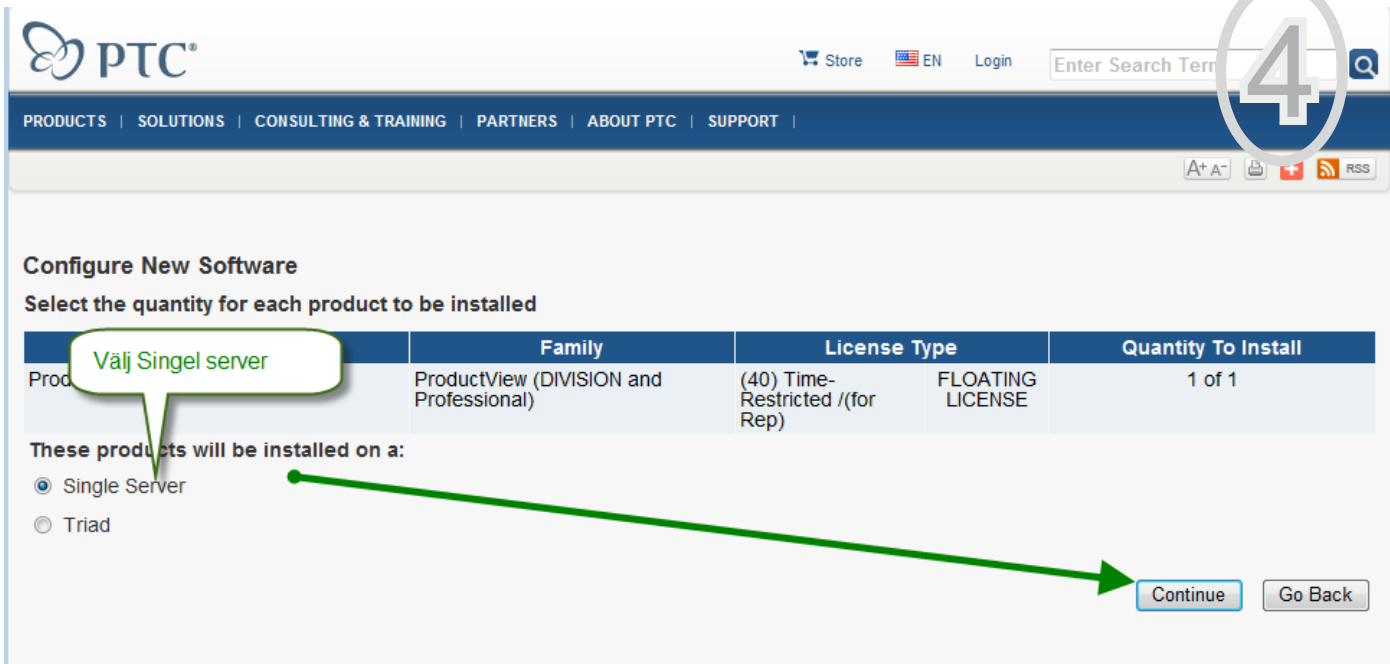
Clear All

1 2 3 >>

Continue

Clear All

Go Back



PTC®

Store EN Login Enter Search Term

PRODUCTS | SOLUTIONS | CONSULTING & TRAINING | PARTNERS | ABOUT PTC | SUPPORT

Configure New Software

Select the quantity for each product to be installed

Product	Family	License Type	Quantity To Install
ProductView (DIVISION and Professional)	(40) Time-Restricted //(for Rep)	FLOATING LICENSE	1 of 1


These products will be installed on a:

Single Server
 Triad

Continue Go Back

Välj Singel server

4



PTC®

Store

PRODUCTS | SOLUTIONS | CONSULTING & TRAINING | PARTNERS | ABOUT PTC | SUPPORT

Configure New Software

Identify the machine to be installed on

Search by CPU
Search by host name

Browse all servers Browse

Create a new server 00-22-19-DF-38-73 Create

Go Back

Skriv in den fysiska adressen som licensen skall bindas till. Se guiden för installation av licensserver för mer info

5

6



The screenshot shows the PTC website interface. At the top, there is a navigation bar with the PTC logo, a search bar, and links for Store, EN, and Login. Below the navigation bar, there is a menu with links for PRODUCTS, SOLUTIONS, CONSULTING & TRAINING, PARTNERS, ABOUT PTC, and SUPPORT. The main content area is titled "Configure New Software" and "Select Config IDs". It states that the following products will be installed on CPU ID 00-22-19-DF-38-73. A table lists the product details, and a "Continue" button is highlighted with a green arrow. Below the table, there is a message: "Licensen kommer nu att skickas till e-postadressen för den som beställde licensfilen".

Configure New Software
Select Config IDs

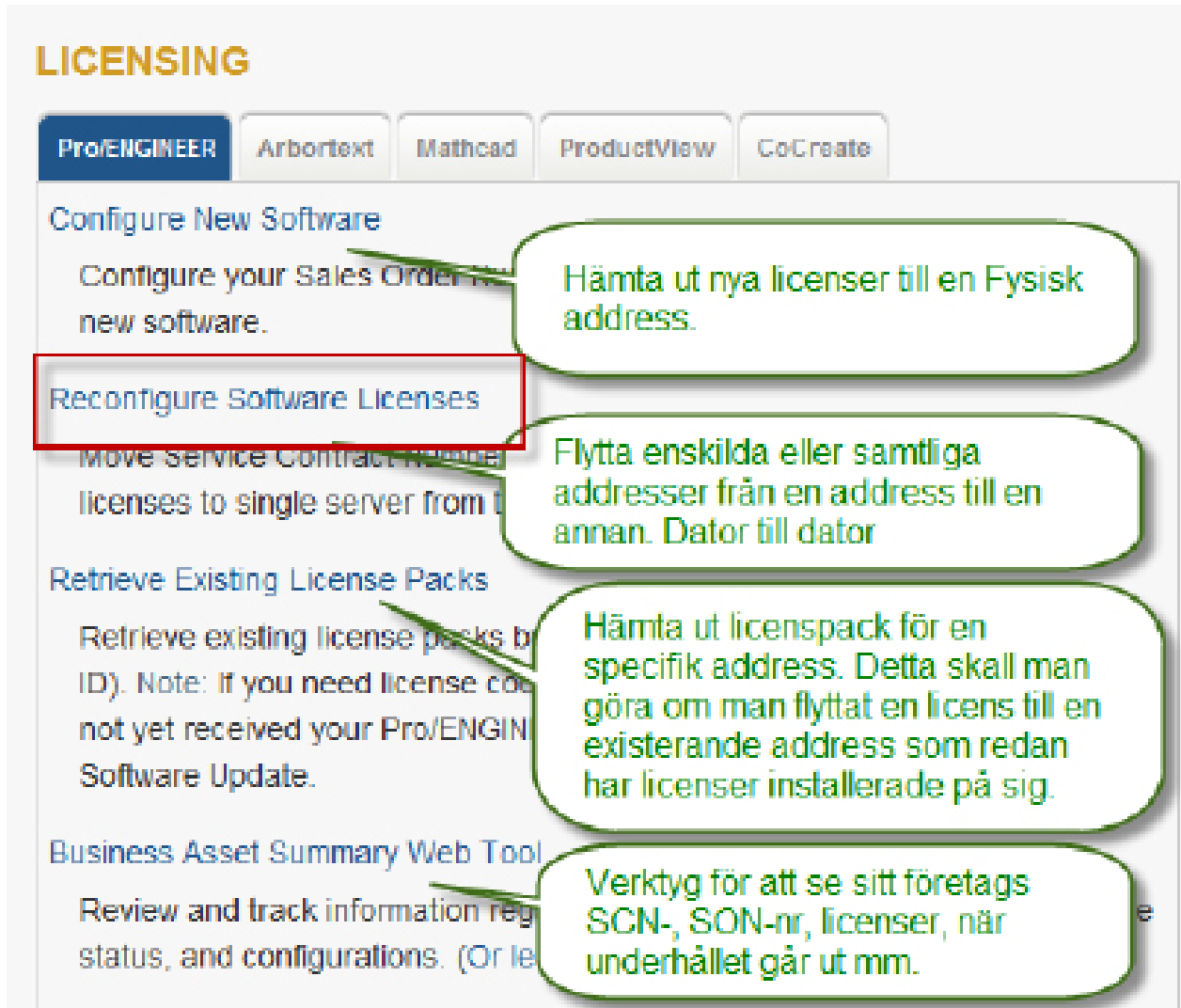
The following products will be installed on CPU ID **00-22-19-DF-38-73**

Product	Family	License Type	Quantity To Install	Config ID
ProductView Professional REP	ProductView (DIVISION and Professional)	(40) Time-Restricted //(for Rep) FLOATING LICENSE	1 of 1	<input checked="" type="radio"/> None  <input type="radio"/> New <input type="button" value="Continue"/> <input type="button" value="Go Back"/>

Licensen kommer nu att skickas till e-postadressen för den som beställde licensfilen

Flytta enskilda eller alla licenser till en ny licensserver eller ny address

7



LICENSING

Pro/ENGINEER Arbortext Mathcad ProductView CoCreate

Configure New Software
Configure your Sales Order for new software.

Reconfigure Software Licenses
Move Service Contract licenses to single server from multiple servers.

Retrieve Existing License Packs
Retrieve existing license packs by ID. Note: If you need license code not yet received your Pro/ENGINEER Software Update.

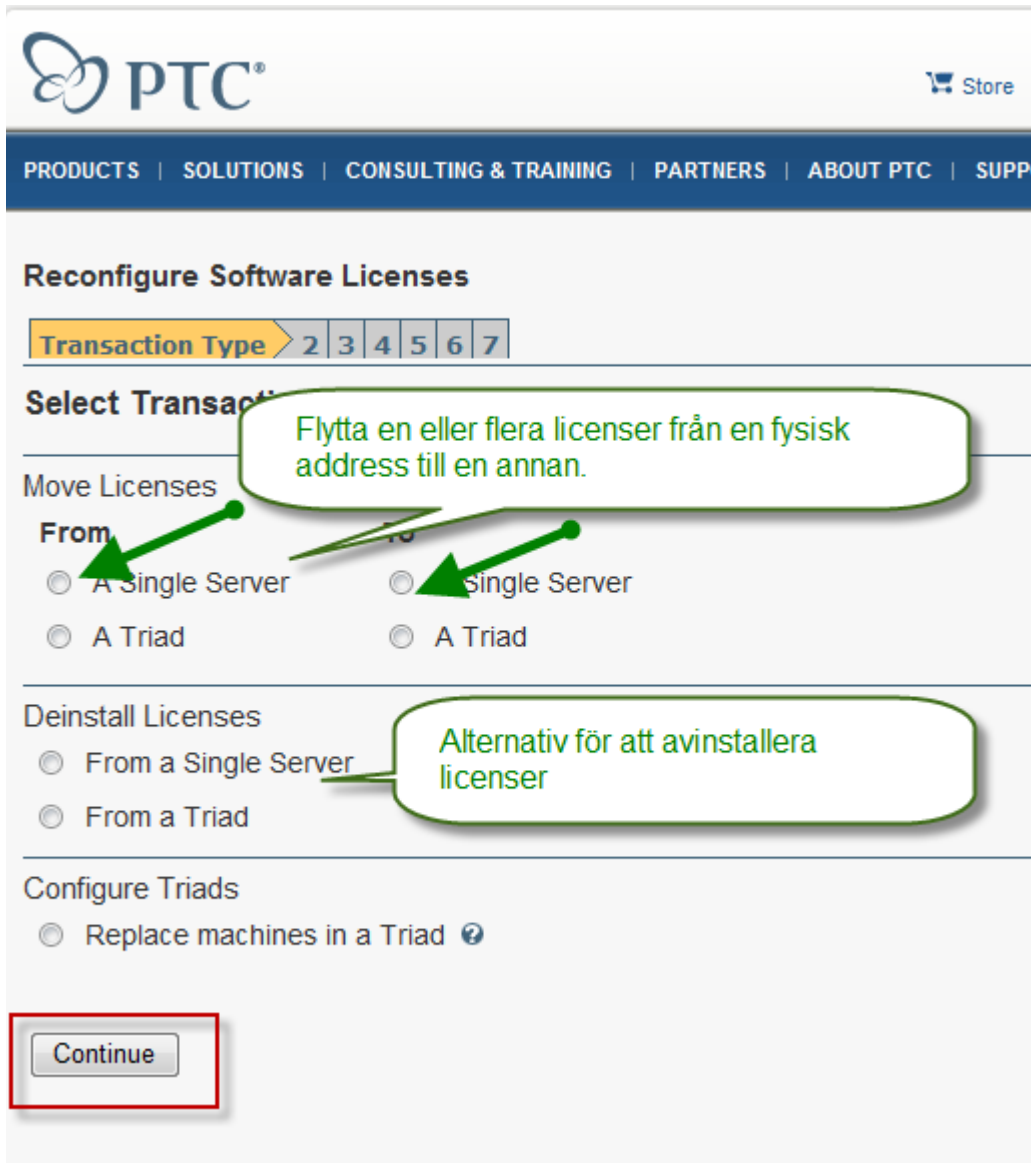
Business Asset Summary Web Tool
Review and track information regarding status, and configurations. (Or learn more)

Hämta ut nya licenser till en Fysisk address.

Flytta enskilda eller samtliga adresser från en address till en annan. Dator till dator

Hämta ut licenspack för en specifik address. Detta skall man göra om man flyttat en licens till en existerande address som redan har licenser installerade på sig.

Verktyg för att se sitt företags SCN-, SON-nr, licenser, när underhållet går ut mm.



PTC® Store

PRODUCTS | SOLUTIONS | CONSULTING & TRAINING | PARTNERS | ABOUT PTC | SUPPORT

Reconfigure Software Licenses

Transaction Type > 2 3 4 5 6 7

Select Transaction

Move Licenses

From

A Single Server Single Server

A Triad A Triad

Deinstall Licenses

From a Single Server

From a Triad

Configure Triads

Replace machines in a Triad ⓘ

Continue

Flytta en eller flera licenser från en fysisk address till en annan.

Alternativ för att avinstallera licenser

8



Store

PRODUCTS | SOLUTIONS | CONSULTING & TRAINING | PARTNERS | ABOUT PTC | SUPPORT

Reconfigure Software Licenses

1 Source Hardware 3 4 5 6 7

Identify hardware
Find the source hardware

Skriv in * och sök efter de adresser som har installerade licenser på sig.

Search by CPU ID Search

Search by host name Search

När adressen hittats gå vidare.

Browse

Go Back

9

10

Reconfigure Software Licenses

 1 2 **Product Selection** 4 5 6 7

Hardware Information

 CPU ID 00-22-19-DF-38-73
Host Name
Total Number of Products

Product Information

Number selected 0

 Select Products to Reconfigure
Use the **Filter** and **Sort**

Välj vilka licenser som skall flyttas till en annan address. T.ex i detta fall skall dessa flyttas till en annan licensserver och jag kommer när jag är klar med att flytten sedan få hämta ut det existerande licenspaketet genom "Retrieve existing license pack". Se sista delen av guiden.

Product	Product Name	License Type	Quantity	Service Contract Number
<input checked="" type="checkbox"/>	Mathcad REP	Mathcad FLOATING LICENSE	14.0	Time-Restricted / (for Rep) 1 of 1
<input checked="" type="checkbox"/>	Mathcad Add-On Collection	Mathcad FLOATING MODULE	14.0	Time-Restricted / (for Rep) 1 of 1
<input type="checkbox"/>	Windchill PartsLink Design Re-Use Edition - Heavy User	Windchill PartsLink FLOATING LICENSE	9.1	Time-Restricted / (for Rep) 1 of 1
<input type="checkbox"/>	Windchill Visualization Rep Package	ProductView FLOATING LICENSE	9.1	Time-Restricted / (for Rep) 1 of 1
<input type="checkbox"/>	Windchill Aerospace and Defense Module - Heavy User License	Windchill PDMLink FLOATING LICENSE	9.1	Time-Restricted / (for Rep) 1 of 1
<input type="checkbox"/>	Windchill PDMLink - Heavy User License	Windchill FLOATING LICENSE	9.1	Time-Restricted / (for Rep) 1 of 1
<input type="checkbox"/>	Windchill Visualization Rep Package	ProductView FLOATING LICENSE	9.1	Time-Restricted / (for Rep) 1 of 1
<input type="checkbox"/>	Windchill Aerospace and Defense Module - Heavy User License	Windchill PDMLink FLOATING LICENSE	9.1	Time-Restricted / (for Rep) 1 of 1
<input type="checkbox"/>	Windchill PDMLink - Heavy User License	Windchill FLOATING LICENSE	9.1	Time-Restricted / (for Rep) 1 of 1

Om samtliga licenser ska flyttas t.ex om licensservern skall finnas på en annan server eller om ni har bytt dator som ni har haft licenserna på så välj detta alternativ då ni kommer få med samtliga licenser.

Select All

Clear All

Add Selected Products

Continue

11

Reconfigure Software Licenses

1 2 3 4 **Review** 6 7

Please review your transaction

The following products will be moved from CPU 00-22-19-DF-38-73 to CPU 00-22-19-DF-38-73

Product	Family	License / Module	Release	License Type	Quantity	Status	Service Contract Number	Config ID
Mathcad REP	Mathcad	FLOATING LICENSE	14.0	Time-Restricted /(for Rep)	1 of 1	Installed		
Math Coll		FLOATING LICENSE	14.0	Time-Restricted /(for Rep)	1 of 1	Installed		

Klicka YES såvida ni inte använder tidigare version av ProE än wf3

Will you be using Parametric Technology Wildfire 3.0 or higher? 

- Yes
 No

Continue

12

Reconfigure Software Licenses

1 2 3 4 5 **Deinstallation Agreement** 7 | Contact |

Software Deinstallation Agreement

By accepting this agreement, you acknowledge that you have completely deinstalled software from the source machine(s) and optionally reinstalled on the destination machine(s) using one of the procedures described below.

Option 1: All executable files for the software have been deleted from customers disk files accessed by the CPU.

Option 2: The **license.dat** file (codes file) for the CPU has been deleted from this server machine.

Option 3: The **license.dat** file (codes file) for the CPU will be updated for this server machine with a new license.dat file to reflect the licensing changes.

Customer warrants that the software will not be reinstalled on the CPU without first obtaining a proper license for its use from Parametric Technology Corporation.

The above being certified by a duly authorized officer of ECONOCAP AB.

Name
Phone
Email
Date

Här kommer stå kontoinnehavarens uppgifter.

I Agree

I Do Not Agree

Hämta ut uppdaterad licensfil eller en redan existerande licensfil. Detta är ofta ett fortsättningssteg för "reconfigure existing licenses"

13

LICENSING

Pro/ENGINEER

Arbortext

Mathcad

ProductView

CoCreate

Configure New Software

Configure your Sales Order for new software.

Hämta ut nya licenser till en Fysisk address.

Reconfigure Software Licenses

Move Service Contract Number licenses to single server from t

Flytta enskilda eller samtliga adresser från en address till en annan. Dator till dator

Retrieve Existing License Packs

Retrieve existing license packs by ID). Note: If you need license code not yet received your Pro/ENGINEER Software Update.

Hämta ut licenspack för en specifik address. Detta skall man göra om man flyttat en licens till en existerande address som redan har licenser installerade på sig.

Business Asset Summary Web Tool

Review and track information regarding status, and configurations. (Or le

Verktyg för att se sitt företags SCN-, SON-nr, licenser, när underhållet går ut mm.



Store EN Login

Enter Search Term

14

PRODUCTS | SOLUTIONS | CONSULTING & TRAINING | PARTNERS | ABOUT PTC | SUPPORT

A+ A- RSS

License Pack Generator

Step 1 > 2 3

| License Management | Contact |

User Information

Name
E-Mail

Välj den address som licenserna ligger registrerade på för att hämta ut ett licenspack.

Customer Information

Company
Customer Number

Retrieve license pack by

Next >

License Pack Generator

1 Step 2 > 3

| License Management | Contact |

User Information

Name
E-Mail

Customer Information

Company
Customer Number

Host ID

Find

00-1
00-
00-
00-
00-
00-
00-
00-
00-
00-
00-1

Välj den host-address som du skall välja och tryck på pilen.

Selected

Next >

Start Over

16

License Pack Generator


1 Step 2 3 | License Management | Contact |

User Information	Customer Information
Name	Company
E-Mail	Customer Number

Review:

Request Details

1 Host ID(s)

Will you be installing Pro/ENGINEER Wildfire 3.0 or higher? 

Yes

No

Submit Request

Start Over

Bocka för "Yes" såvida ni inte skall installera en tidigare version av ProE än wf3.